



Memorial Day  May 29, 2017  Durham, Maine

# 2017 MEMORIAL DAY PARADE REGISTRATION

Join with members of your company, organization, neighborhood, friends and family to design a float for the parade! Fill out the attached registration form and return or email it to:

The Town of Durham, 630 Hallowell Road, Durham, ME 04222

adminasst@durhamme.com

Business/Organization Name:	
Category (check one):	Business _____ Non-Profit/Civic _____ Neighborhood _____
Contact Person:	
Phone:	
E-mail:	
Estimated Number of People Participating in Entry:	
Space Required for Line-up:	
Type (check one):	Walking _____ Automobile _____ Commercial Vehicle _____ Animals _____

Additional Information for the Parade Announcer (Use back of sheet if needed)



THE MEMORIAL DAY PARADE COMMITTEE MEMBERS AND VOLUNTEERS, THE TOWN OF DURHAM,

Brief Description of Parade Entry:
Brief Description of Your Business, Organization, or Group:

AND/OR ITS AGENTS OR EMPLOYEES, OR ANY SPONSORS OF THE MEMORIAL DAY PARADE WILL NOT BE HELD LIABLE OR RESPONSIBLE FOR ANY INJURY, DAMAGES DEMISE, OR LOSS OF PERSONAL PROPERTY OF ANY PARADE PARTICIPANTS, ACCIDENTS, DAMAGES OR OTHER OCCURENCES RESULTING IN SUCH PARTICIPATION.

Printed Name:	
Signature:	
Date:	

**Celebrating Red, White, & Blue**

Memorial Day  May 29, 2017  Durham, Maine

## PARADE RULES AND INSTRUCTIONS

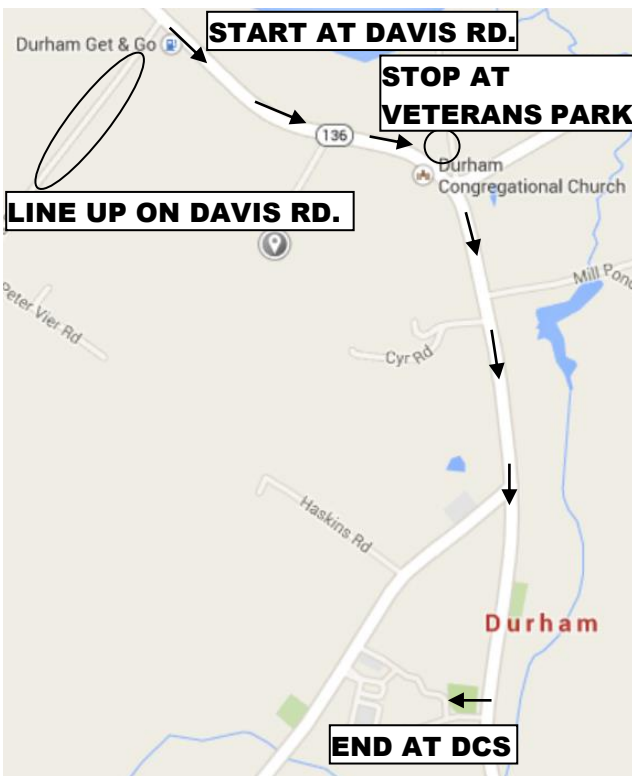
### PARADE REGISTRATION, CHECK-IN, LINE-UP AND START

The parade will start promptly at 10:00 a.m.

Check-in for registered parade entries will begin at 9:00 a.m. at the Durham Get and Go. You will receive line up directions and any additional instructions at check-in. Parade line up will be on Davis Road. Large groups should check in by 9:30 a.m.

After check-in you can stage your float on Davis Road. You must be lined up at Davis Road no later than 9:45 a.m. It is important that you line-up where instructed and stay over to the side of the road behind the vehicles already lined up. Once the parade begins, don't get out of line unless you have mechanical problems. Follow the float/marchers in front of you. At all times, keep a safe distance between your float and the vehicle/participants in front of you.

Parade units with several members are encouraged to carpool as much as possible. This will create less traffic in the vicinity of the parade staging area and speed up the entrant check –in process.



### FLOAT CONTENT

All floats must be patriotic family oriented. The Memorial Day Parade Committee reserves the right to reject the registration and/ or check-in of any float with a theme that the Committee deems unsuitable for a family event. Political campaigning is prohibited.

Your float will be judged for creativity, originality and patriotism prior to the start of parade. To be judged, you must have all your participants on your float and ready when the judges make their rounds. Judging begins promptly at 9:45 a.m. Ribbons will be awarded for best float in each category.

### FLOAT SAFETY

The size of your float should be within the legal road limit and no wider than the width of one travel lane of the street. The float should be part of or attached to a vehicle that can pull the float the full length of the parade route. If the vehicle is decorated, be sure the windshield and side windows are completely unobstructed. The driver must have a clear, unobstructed vision at all times. All decorations on the floats must be secure enough to withstand

travel on Rte. 136. If the vehicle that is pulling or is attached to the float begins to experience mechanical problems, please pull over to the nearest parking lot so that the rest of the parade may continue.

Floats with children on them must have **RESPONSIBLE ADULTS** nearby to supervise the children for safety reasons. It is strongly recommended that designated adults walk alongside the float while the parade is in progress.

No candy or other objects are to be thrown from the floats. Walkers along side of the floats are permitted to hand out candy to the parade watchers. No water guns of any kind and no silly string allowed. Violation of these rules may result your organization's float not being allowed to participate the following year. No paper flyers of any kind may be handed out during the parade.

**QUESTIONS?** Contact Joe Howe, Parade Coordinator, at 353-9110 by e-mail at [jrhowe3@outlook.com](mailto:jrhowe3@outlook.com).

**Celebrating Red, White, & Blue**