

2024-2025 GA Housing Maximums

Recovery Residences

The following Recovery Residence maximums are in effect from 10/1/2024- 9/30/2025

Non-Metropolitan FMR Areas

<u>Aroostook County</u>	<u>Recovery Residence Rates</u>	
	<u>Weekly</u>	<u>Monthly</u>
	\$143.25	\$616.50

<u>Oxford County</u>	<u>Recovery Residence Rates</u>	
	<u>Weekly</u>	<u>Monthly</u>
	\$155.25	\$668.25

<u>Franklin County</u>	<u>Recovery Residence Rates</u>	
	<u>Weekly</u>	<u>Monthly</u>
	\$152.25	\$654.75

<u>Piscataquis County</u>	<u>Recovery Residence Rates</u>	
	<u>Weekly</u>	<u>Monthly</u>
	\$146.25	\$630.00

<u>Hancock County</u>	<u>Recovery Residence Rates</u>	
	<u>Weekly</u>	<u>Monthly</u>
	\$189.00	\$812.25

<u>Somerset County</u>	<u>Recovery Residence Rates</u>	
	<u>Weekly</u>	<u>Monthly</u>
	\$159.00	\$684.00

<u>Kennebec County</u>	<u>Recovery Residence Rates</u>	
	<u>Weekly</u>	<u>Monthly</u>
	\$162.00	\$695.25

<u>Waldo County</u>	<u>Recovery Residence Rates</u>	
	<u>Weekly</u>	<u>Monthly</u>
	\$186.00	\$799.50

<u>Knox County</u>	<u>Recovery Residence Rates</u>	
	<u>Weekly</u>	<u>Monthly</u>
	\$162.00	\$695.25

<u>Washington County</u>	<u>Recovery Residence Rates</u>	
	<u>Weekly</u>	<u>Monthly</u>
	\$144.00	\$620.25

<u>Lincoln County</u>	<u>Recovery Residence Rates</u>	
	<u>Weekly</u>	<u>Monthly</u>
	\$184.50	\$792.75

Metropolitan FMR Areas

<u>Bangor HMFA</u>	<u>Recovery Residence Rates</u>	
	<u>Weekly</u>	<u>Monthly</u>
	\$183.00	\$786.75

<u>Portland HMFA</u>	<u>Recovery Residence Rates</u>	
	<u>Weekly</u>	<u>Monthly</u>
	\$286.50	\$1,233.00

<u>Cumberland Cty. HMFA</u>	<u>Recovery Residence Rates</u>	
	<u>Weekly</u>	<u>Monthly</u>
	\$219.75	\$945.75

<u>Sagadahoc Cty. HMFA</u>	<u>Recovery Residence Rates</u>	
	<u>Weekly</u>	<u>Monthly</u>
	\$198.75	\$855.00

<u>Lewiston/Auburn MSA</u>	<u>Recovery Residence Rates</u>	
	<u>Weekly</u>	<u>Monthly</u>
	\$165.00	\$709.50

<u>York Cty. HMFA</u>	<u>Recovery Residence Rates</u>	
	<u>Weekly</u>	<u>Monthly</u>
	\$216.75	\$931.50

<u>Penobscot Cty. HMFA</u>	<u>Recovery Residence Rates</u>	
	<u>Weekly</u>	<u>Monthly</u>
	\$150.75	\$648.75

<u>York/Kittery/S. Berwick HMFA</u>	<u>Recovery Residence Rates</u>	
	<u>Weekly</u>	<u>Monthly</u>
	\$248.25	\$1,068.75

2024-2025 GA Overall Maximums

Metropolitan Areas

COUNTY	Persons in Household				
	1	2	3	4	5*
Bangor HMFA: Bangor, Brewer, Eddington, Glenburn, Hampden, Hermon, Holden, Kenduskeag, Milford, Old Town, Orono, Orrington, Penobscot Indian Island Reservation, Veazie	969	1,068	1,367	1,744	2,333
Cumberland County HMFA: Baldwin, Bridgton, Brunswick, Harpswell, Harrison, Naples, New Gloucester, Pownal, Sebago	1,139	1,280	1,689	2,131	2,476
Lewiston/Auburn MSA: Auburn, Durham, Greene, Leeds, Lewiston, Lisbon, Livermore, Livermore Falls, Mechanic Falls, Minot, Poland, Sabattus, Turner, Wales	881	965	1,232	1,608	1,947
Penobscot County HMFA: Alton, Argyle UT, Bradford, Bradley, Burlington, Carmel, Carroll plantation, Charleston, Chester, Clifton, Corinna, Corinth, Dexter, Dixmont, Drew plantation, East Central Penobscot UT, East Millinocket, Edinburg, Enfield, Etna, Exeter, Garland, Greenbush, Howland, Hudson, Kingman UT, Lagrange, Lakeville, Lee, Levant, Lincoln, Lowell town, Mattawamkeag, Maxfield, Medway, Millinocket, Mount Chase, Newburgh Newport, North Penobscot UT, Passadumkeag, Patten, Plymouth, Prentiss UT, Seboeis plantation, Springfield, Stacyville, Stetson, Twombly UT, Webster plantation, Whitney UT, Winn, Woodville	874	884	1,169	1,464	1,603
Portland HMFA: Cape Elizabeth, Casco, Chebeague Island, Cumberland, Falmouth, Freeport, Frye Island, Gorham, Gray, Long Island, North Yarmouth, Portland, Raymond, Scarborough, South Portland, Standish, Westbrook, Windham, Yarmouth; Buxton, Hollis, Limington, Old Orchard Beach	1,451	1,663	2,141	2,715	3,332
Sagadahoc HMFA: Arrowsic, Bath, Bowdoin, Bowdoinham, Georgetown, Perkins UT, Phippsburg, Richmond, Topsham, West Bath, Woolwich	969	1,159	1,413	1,939	2,335

Appendix A

Effective: 10/01/24-09/30/25

COUNTY	1	2	3	4	5*
York County HMFA: Acton, Alfred, Arundel, Biddeford, Cornish, Dayton, Kennebunk, Kennebunkport, Lebanon, Limerick, Lyman, Newfield, North Berwick, Ogunquit, Parsonsfield, Saco, Sanford, Shapleigh, Waterboro, Wells	1,192	1,261	1,567	2,039	2,297
York/Kittery/S.Berwick HMFA: Berwick, Eliot, Kittery, South Berwick, York	1,371	1,444	1,905	2,589	3,305

*Note: Add \$75 for each additional person.

Non-Metropolitan Areas

Persons in Household

COUNTY	1	2	3	4	5*
Aroostook County	766	842	1,043	1,421	1,524
Franklin County	807	893	1,174	1,558	1,764
Hancock County	1,096	1,102	1,307	1,734	1,740
Kennebec County	943	946	1,214	1,529	1,784
Knox County	935	946	1,163	1,550	1,657
Lincoln County	1,037	1,076	1,332	1,733	2,154
Oxford County	902	910	1,185	1,575	1,869
Piscataquis County	777	860	1,131	1,398	1,689
Somerset County	897	931	1,140	1,487	1,612
Waldo County	1,075	1,085	1,305	1,620	2,219
Washington County	838	846	1,101	1,508	1,598

* Please Note: Add \$75 for each additional person.

Appendix B

Effective: 10/01/24 to 09/30/25

2024-2025 Food Maximums

Please Note: The maximum amounts allowed for food are established in accordance with the [U.S.D.A. Thrifty Food Plan](#). As of October 1, 2024, those amounts are:

Number in Household	Weekly Maximum	Monthly Maximum
1	67.91	292.00
2	124.65	536.00
3	178.60	768.00
4	226.74	975.00
5	269.30	1,158.00
6	323.26	1,390.00
7	357.21	1,536.00
8	408.37	1,756.00

Note: For each additional person add \$220 per month.

Appendix C

Effective: 10/01/24-09/30/25

**2024-2025 GA Housing Maximums
(Heated & Unheated Rents)**

NOTE: NOT ALL MUNICIPALITIES SHOULD ADOPT THESE SUGGESTED HOUSING MAXIMUMS! ONLY consider adopting the following numbers if these figures are consistent with local rent values. If not, a market survey should be conducted, and the figures altered accordingly. The results of any such survey must be presented to DHHS prior to adoption. **Or, no housing maximums should be adopted and eligibility should be analyzed in terms of the Overall Maximum—Appendix A. (See Instruction Memo for further guidance.)**

Non-Metropolitan FMR Areas

<u>Aroostook County</u>		<u>Unheated</u>		<u>Heated</u>	
Bedrooms	Weekly	Monthly	Weekly	Monthly	
0	144	619	174	748	
1	152	654	191	822	
2	186	798	237	1,019	
3	261	1,123	324	1,393	
4	270	1,162	347	1,492	
<u>Franklin County</u>		<u>Unheated</u>		<u>Heated</u>	
Bedrooms	Weekly	Monthly	Weekly	Monthly	
0	154	660	184	789	
1	164	705	203	873	
2	216	929	267	1,150	
3	293	1,260	356	1,530	
4	326	1,402	403	1,732	
<u>Hancock County</u>		<u>Unheated</u>		<u>Heated</u>	
Bedrooms	Weekly	Monthly	Weekly	Monthly	
0	224	964	251	1,079	
1	224	964	252	1,083	
2	253	1,087	299	1,284	
3	341	1,467	397	1,707	
4	341	1,467	397	1,707	
<u>Kennebec County</u>		<u>Unheated</u>		<u>Heated</u>	
Bedrooms	Weekly	Monthly	Weekly	Monthly	
0	189	811	215	926	
1	189	811	216	927	
2	231	994	277	1,191	
3	294	1,262	349	1,502	
4	339	1,459	407	1,752	

Appendix C
Effective: 10/01/24-09/30/25

Non-Metropolitan FMR Areas

<u>Knox County</u>	<u>Unheated</u>		<u>Heated</u>	
Bedrooms	Weekly	Monthly	Weekly	Monthly
0	187	803	214	918
1	187	803	216	927
2	219	943	265	1,140
3	298	1,283	354	1,523
4	310	1,332	378	1,625
<u>Lincoln County</u>				
	<u>Unheated</u>		<u>Heated</u>	
Bedrooms	Weekly	Monthly	Weekly	Monthly
0	210	905	237	1,020
1	211	906	246	1,057
2	259	1,112	304	1,309
3	341	1,466	397	1,706
4	425	1,829	493	2,122
<u>Oxford County</u>				
	<u>Unheated</u>		<u>Heated</u>	
Bedrooms	Weekly	Monthly	Weekly	Monthly
0	179	770	206	885
1	179	770	207	891
2	224	965	270	1,162
3	304	1,308	360	1,548
4	359	1,544	427	1,837
<u>Piscataquis County</u>				
	<u>Unheated</u>		<u>Heated</u>	
Bedrooms	Weekly	Monthly	Weekly	Monthly
0	147	630	177	759
1	156	672	195	840
2	206	886	257	1,107
3	256	1,100	319	1,370
4	309	1,327	385	1,657
<u>Somerset County</u>				
	<u>Unheated</u>		<u>Heated</u>	
Bedrooms	Weekly	Monthly	Weekly	Monthly
0	178	765	205	880
1	178	765	212	912
2	214	920	260	1,117
3	284	1,220	339	1,460
4	299	1,287	367	1,580

Appendix C
Effective: 10/01/24-09/30/25

Non-Metropolitan FMR Areas

<u>Waldo County</u>	<u>Unheated</u>		<u>Heated</u>	
Bedrooms	Weekly	Monthly	Weekly	Monthly
0	219	943	246	1,058
1	219	943	248	1,066
2	252	1,085	298	1,282
3	315	1,353	370	1,593
4	440	1,894	509	2,187

<u>Washington County</u>	<u>Unheated</u>		<u>Heated</u>	
Bedrooms	Weekly	Monthly	Weekly	Monthly
0	164	706	191	821
1	164	706	192	827
2	205	881	251	1,078
3	289	1,241	344	1,481
4	296	1,273	364	1,566

Metropolitan FMR Areas

<u>Bangor HMFA</u>	<u>Unheated</u>		<u>Heated</u>	
Bedrooms	Weekly	Monthly	Weekly	Monthly
0	195	837	221	952
1	209	898	244	1,049
2	267	1,147	312	1,344
3	344	1,477	399	1,717
4	467	2,008	535	2,301

<u>Cumberland Cty. HMFA</u>	<u>Unheated</u>		<u>Heated</u>	
Bedrooms	Weekly	Monthly	Weekly	Monthly
0	234	1,007	261	1,122
1	258	1,110	293	1,261
2	342	1,469	387	1,666
3	434	1,864	489	2,104
4	500	2,151	568	2,444

<u>Lewiston/Auburn MSA</u>	<u>Unheated</u>		<u>Heated</u>	
Bedrooms	Weekly	Monthly	Weekly	Monthly
0	174	749	201	864
1	185	795	220	946
2	235	1,012	281	1,209
3	312	1,341	368	1,581
4	377	1,622	445	1,915

Appendix C
Effective: 10/01/24-09/30/25

Metropolitan FMR Areas

<u>Penobscot Cty. HMFA</u>				
Bedrooms	<u>Unheated</u>		<u>Heated</u>	
	Weekly	Monthly	Weekly	Monthly
0	173	742	199	857
1	173	742	201	865
2	221	949	266	1,146
3	278	1,197	334	1,437
4	297	1,278	365	1,571
<u>Portland HMFA</u>				
Bedrooms	<u>Unheated</u>		<u>Heated</u>	
	Weekly	Monthly	Weekly	Monthly
0	307	1,319	334	1,434
1	347	1,493	382	1,644
2	447	1,921	492	2,118
3	569	2,448	625	2,688
4	699	3,007	767	3,300
<u>Sagadahoc Cty. HMFA</u>				
Bedrooms	<u>Unheated</u>		<u>Heated</u>	
	Weekly	Monthly	Weekly	Monthly
0	195	837	221	952
1	230	989	265	1,140
2	277	1,193	323	1,390
3	389	1,672	445	1,912
4	467	2,010	536	2,303
<u>York Cty. HMFA</u>				
Bedrooms	<u>Unheated</u>		<u>Heated</u>	
	Weekly	Monthly	Weekly	Monthly
0	247	1,060	273	1,175
1	254	1,091	289	1,242
2	313	1,347	359	1,544
3	412	1,772	468	2,012
4	459	1,972	527	2,265
<u>York/Kittery/S. Berwick HMFA</u>				
Bedrooms	<u>Unheated</u>		<u>Heated</u>	
	Weekly	Monthly	Weekly	Monthly
0	288	1,239	315	1,354
1	296	1,274	331	1,425
2	392	1,685	438	1,882
3	540	2,322	596	2,562
4	693	2,980	761	3,273

2024-2025 GA MAXIMUMS SUMMARY SHEET

Note: The overall maximums found in *Appendices A, B, C, D, E, and F* are effective from **October 1, 2024 to September 30, 2025.**

APPENDIX A - OVERALL MAXIMUMS

<u>County</u>	<u>Persons in Household</u>					
	1	2	3	4	5	6
<p>NOTE: For each additional person add \$75 per month.</p> <p>(The applicable figures from Appendix A, <i>once adopted</i>, should be inserted here.)</p>						

APPENDIX B - FOOD MAXIMUMS Not Updated

<u>Number in Household</u>	<u>Weekly Maximum</u>	<u>Monthly Maximum</u>
1	\$ 67.91	\$ 292.00
2	124.65	536.00
3	178.60	768.00
4	226.74	975.00
5	269.30	1,158.00
6	323.26	1,390.00
7	357.21	1,536.00
8	408.37	1,756.00
<p>NOTE: For each additional person add \$220 per month.</p>		

APPENDIX C - HOUSING MAXIMUMS

<u>Number of Bedrooms</u>	<u>Unheated</u>		<u>Heated</u>	
	Weekly	Monthly	Weekly	Monthly
0				
1				
2				
3				
4				
<p>(The applicable figures from Appendix C, <i>once adopted</i>, should be inserted here.)</p>				

FOR MUNICIPAL USE ONLY

APPENDIX D - UTILITIES

ELECTRIC

NOTE: For an electrically heated dwelling also see “Heating Fuel” maximums below. But remember, an applicant is *not automatically* entitled to the “maximums” established—applicants must demonstrate need.

1) **Electricity Maximums for Households *Without Electric Hot Water:*** The maximum amounts allowed for utilities, for lights, cooking and other electric uses *excluding* electric hot water and heat:

<u>Number in Household</u>	<u>Weekly</u>	<u>Monthly</u>
1	\$19.95	\$ 85.50
2	\$22.52	\$ 96.50
3	\$24.97	\$107.00
4	\$27.53	\$118.00
5	\$29.88	\$128.50
6	\$32.55	\$139.50

NOTE: For each additional person add \$10.50 per month.

2) **Electricity Maximums for Households *With Electrically Heated Hot Water:*** The maximum amounts allowed for utilities, hot water, for lights, cooking and other electric uses *excluding* heat:

<u>Number in Household</u>	<u>Weekly</u>	<u>Monthly</u>
1	\$29.63	\$127.00
2	\$34.07	\$146.00
3	\$39.67	\$170.00
4	\$46.32	\$198.50
5	\$55.65	\$238.50
6	\$58.68	\$251.50

NOTE: For each additional person add \$14.50 per month.

NOTE: For electrically heated households, the maximum amount allowed for electrical utilities per month shall be the sum of the appropriate maximum amount under this subsection and the appropriate maximum for heating fuel as provided below.

APPENDIX E - HEATING FUEL

<u>Month</u>	<u>Gallons</u>	<u>Month</u>	<u>Gallons</u>
September	50	January	225
October	100	February	225
November	200	March	125
December	200	April	125
		May	50

FOR MUNICIPAL USE ONLY

NOTE: When the dwelling unit is heated electrically, the maximum amount allowed for heating purposes will be calculated by multiplying the number of gallons of fuel allowed for that month by the current price per gallon. When fuels such as wood, coal and/or natural gas are used for heating purposes, they will be budgeted at actual rates, if they are reasonable. No eligible applicant shall be considered to need more than 7 tons of coal per year, 8 cords of wood per year, 126,000 cubic feet of natural gas per year, or 1000 gallons of propane.

APPENDIX F - PERSONAL CARE & HOUSEHOLD SUPPLIES

<u>Number in Household</u>	<u>Weekly Amount</u>	<u>Monthly Amount</u>
1-2	\$10.50	\$45.00
3-4	\$11.60	\$50.00
5-6	\$12.80	\$55.00
7-8	\$14.00	\$60.00

NOTE: For each additional person add \$1.25 per week or \$5.00 per month.

SUPPLEMENT FOR HOUSEHOLDS WITH CHILDREN UNDER 5

When an applicant can verify expenditures for the following items, a special supplement will be budgeted as necessary for households with children under 5 years of age for items such as cloth or disposable diapers, laundry powder, oil, shampoo, and ointment up to the following amounts:

<u>Number of Children</u>	<u>Weekly Amount</u>	<u>Monthly Amount</u>
1	\$12.80	\$55.00
2	\$17.40	\$75.00
3	\$23.30	\$100.00
4	\$27.90	\$120.00

FOR MUNICIPAL USE ONLY

2024-2025 Mileage Rate

This municipality adopts the State of Maine travel expense reimbursement rate as set by the Office of the State Comptroller. The current rate for approved employment and necessary medical travel etc. is 50 cents (50¢) per mile.

Please refer to the Office of the State Controller for changes to this rate at 626-8420 or visit <http://www.state.me.us/osc/>

Appendix H

Effective: 10/01/24-9/30/25

Funeral Maximums

Burial Maximums

The maximum amount of general assistance granted for the purpose of burial is **\$1,620**. The municipality's obligation to provide funds for burial purposes is limited to a reasonable calculation of the funeral director's direct costs, not to exceed the maximum amounts of assistance described in this section. Allowable burial expenses are limited to:

- removal of the body from a local residence or institution
- a secured death certificate or obituary
- embalming
- a minimum casket
- a reasonable cost for necessary transportation
- other reasonable and necessary specified direct costs, as itemized by the funeral director and approved by the municipal administrator.

Additional costs may be allowed by the GA administrator, where there is an actual cost, for:

- the wholesale cost of a cement liner if the cemetery by-laws require one;
- the opening and closing of the grave site; and
- a lot in the least expensive section of the cemetery. If the municipality is able to provide a cemetery lot in a municipally owned cemetery or in a cemetery under municipal control, the cost of the cemetery lot in any other cemetery will not be paid by the municipality.

Cremation Maximums

The maximum amount of assistance granted for a cremation shall be **\$1,125**.

The municipality's obligation to provide funds for cremation purposes is limited to a reasonable calculation of the funeral director's direct costs, not to exceed the maximum amounts of assistance described in this section. Allowable cremation expenses are limited to:

- removal and transportation of the body from a local residence or institution
- professional fees
- crematorium fees
- a secured death certificate or obituary
- other reasonable and necessary specified direct costs, as itemized by the funeral director and approved by the municipal administrator.

Additional costs may be allowed by the GA administrator where there is an actual cost, for:

- a cremation lot in the least expensive section of the cemetery
- a reasonable cost for a burial urn not to exceed \$55
- transportation costs borne by the funeral director at a reasonable rate per mile for transporting the remains to and from the cremation facility.

2024-2025 GA Housing Maximums

Recovery Residences

The following Recovery Residence maximums are in effect from 10/1/2024- 9/30/2025

Non-Metropolitan FMR Areas

<u>Aroostook County</u>	<u>Recovery Residence Rates</u>	
	<u>Weekly</u>	<u>Monthly</u>
	\$143.25	\$616.50

<u>Franklin County</u>	<u>Recovery Residence Rates</u>	
	<u>Weekly</u>	<u>Monthly</u>
	\$152.25	\$654.75

<u>Hancock County</u>	<u>Recovery Residence Rates</u>	
	<u>Weekly</u>	<u>Monthly</u>
	\$189.00	\$812.25

<u>Kennebec County</u>	<u>Recovery Residence Rates</u>	
	<u>Weekly</u>	<u>Monthly</u>
	\$162.00	\$695.25

<u>Knox County</u>	<u>Recovery Residence Rates</u>	
	<u>Weekly</u>	<u>Monthly</u>
	\$162.00	\$695.25

<u>Lincoln County</u>	<u>Recovery Residence Rates</u>	
	<u>Weekly</u>	<u>Monthly</u>
	\$184.50	\$792.75

<u>Oxford County</u>	<u>Recovery Residence Rates</u>	
	<u>Weekly</u>	<u>Monthly</u>
	\$155.25	\$668.25

<u>Piscataquis County</u>	<u>Recovery Residence Rates</u>	
	<u>Weekly</u>	<u>Monthly</u>
	\$146.25	\$630.00

<u>Somerset County</u>	<u>Recovery Residence Rates</u>	
	<u>Weekly</u>	<u>Monthly</u>
	\$159.00	\$684.00

<u>Waldo County</u>	<u>Recovery Residence Rates</u>	
	<u>Weekly</u>	<u>Monthly</u>
	\$186.00	\$799.50

<u>Washington County</u>	<u>Recovery Residence Rates</u>	
	<u>Weekly</u>	<u>Monthly</u>
	\$144.00	\$620.25

Metropolitan FMR Areas

<u>Bangor HMFA</u>	<u>Recovery Residence Rates</u>	
	<u>Weekly</u>	<u>Monthly</u>
	\$183.00	\$786.75

<u>Cumberland Cty. HMFA</u>	<u>Recovery Residence Rates</u>	
	<u>Weekly</u>	<u>Monthly</u>
	\$219.75	\$945.75

<u>Lewiston/Auburn MSA</u>	<u>Recovery Residence Rates</u>	
	<u>Weekly</u>	<u>Monthly</u>
	\$165.00	\$709.50

<u>Penobscot Cty. HMFA</u>	<u>Recovery Residence Rates</u>	
	<u>Weekly</u>	<u>Monthly</u>
	\$150.75	\$648.75

<u>Portland HMFA</u>	<u>Recovery Residence Rates</u>	
	<u>Weekly</u>	<u>Monthly</u>
	\$286.50	\$1,233.00

<u>Sagadahoc Cty. HMFA</u>	<u>Recovery Residence Rates</u>	
	<u>Weekly</u>	<u>Monthly</u>
	\$198.75	\$855.00

<u>York Cty. HMFA</u>	<u>Recovery Residence Rates</u>	
	<u>Weekly</u>	<u>Monthly</u>
	\$216.75	\$931.50

<u>York/Kittery/S Berwick HMFA</u>	<u>Recovery Residence Rates</u>	
	<u>Weekly</u>	<u>Monthly</u>
	\$248.25	\$1,068.75

Oct 1, 2024 to Sept 30, 2025

OVERALL MAXIMUMS (A)

Persons in Household				
	2	3	4	5
\$881	\$965	\$1,232	\$1,608	\$1,947

Household of 6 = \$2,022

* Add \$75 for each additional person

FOOD MAXIMUMS (B)

Persons	Weekly	Monthly
1	\$67.91	\$292
2	\$124.65	\$536
3	\$178.60	\$768
4	\$226.74	\$975
5	\$269.30	\$1,158
6	\$323.26	\$1,390
7	\$357.21	\$1,536
8	\$408.37	\$1,756

Add \$220 per month for each + person

HEATING FUEL (E)

Month	Gallons	Month	Gallons
January	225	June - Aug	0
February	225	September	50
March	125	October	100
April	125	November	200
May	50	December	200

NOTE: When the dwelling unit is heated electrically, the maximum amount allowed for heating purposes will be calculated by multiplying the number of gallons of fuel allowed for that month by the current price per gallon. When fuels such as wood, coal and/or natural gas are used for heating purposes, they will be budgeted at actual rates, if they are reasonable. No eligible applicant shall be considered to need more than 7 tons of coal per year, 8 cords of wood per year, 126,000 cubic feet of natural gas per year, or 1000 gallons of propane.

HOUSING MAXIMUMS (C)

BEDROOM	UNHEATED		Heated	
	Weekly	Monthly	Weekly	Monthly
0	\$174	\$749	\$201	\$864
1	\$185	\$795	\$220	\$946
2	\$235	\$1,012	\$281	\$1,209
3	\$312	\$1,341	\$368	\$1,581
4	\$377	\$1,622	\$445	\$1,915
Recovery Residence				\$709.50

PERSONAL CARE & HOUSEHOLD SUPPLIES (F)

Number in Household	Weekly Amount	Monthly Amount
1-2	\$10.50	\$45.00
3-4	\$11.60	\$50.00
5-6	\$12.80	\$55.00
7-8	\$14.00	\$60.00

NOTE: For each additional person add \$1.25 per week or \$5.00 per month.

SUPPLEMENT FOR HOUSEHOLDS WITH CHILDREN UNDER 5

When an applicant can verify expenditures for the following items, a special supplement will be budgeted as necessary for households with children under 5 years of age for items such as cloth or disposable diapers, laundry powder, oil, shampoo, and ointment up to the following amounts:

Number of Children	Weekly Amount	Monthly Amount
1	\$12.80	\$55.00
2	\$17.40	\$75.00
3	\$23.30	\$100.00
4	\$27.90	\$120.00

MILEAGE RATE (G)

50 cents (\$0.50) per mile

FUNERAL MAXIMUMS (H)

Burial: \$1,620+; Cremation: \$1,125+

ELECTRIC (D)

NOTE: For an electrically heated dwelling also see "Heating Fuel" maximums below. But remember, an applicant is not automatically entitled to the "maximums" established applicants must demonstrate need.

1) Electricity Maximums for Households Without Electric Hot Water: The maximum amounts allowed for utilities, for lights, cooking and other electric uses excluding electric hot water and heat:

Number in Household	Weekly	Monthly
1	\$19.95	\$85.50
2	\$22.52	\$96.50
3	\$24.97	\$107.00
4	\$27.53	\$118.00
5	\$29.88	\$128.50
6	\$32.55	\$139.50

NOTE: For each additional person add \$10.50 per month.

2) Electricity Maximums for Households with Electrically Heated Hot Water: The maximum amounts allowed for utilities, hot water, for lights, cooking and other electric uses excluding heat:

Number in Household	Weekly	Monthly
1	\$29.63	\$127.00
2	\$34.07	\$146.00
3	\$39.67	\$170.00
4	\$46.32	\$198.50
5	\$55.65	\$238.50
6	\$58.68	\$251.50

NOTE: For each additional person add \$14.50 per month.

1-800-442-6003

(Revised 09/09/24)

APPENDIX D - UTILITIES

ELECTRIC

NOTE: For an electrically heated dwelling also see “Heating Fuel” maximums below. But remember, an applicant is *not automatically* entitled to the “maximums” established—applicants must demonstrate need.

1) **Electricity Maximums for Households *Without Electric Hot Water*:** The maximum amounts allowed for utilities, for lights, cooking and other electric uses *excluding* electric hot water and heat:

<u>Number in Household</u>	<u>Weekly</u>	<u>Monthly</u>
1	\$19.95	\$ 85.50
2	\$22.52	\$ 96.50
3	\$24.97	\$107.00
4	\$27.53	\$118.00
5	\$29.88	\$128.50
6	\$32.55	\$139.50

NOTE: For each additional person add \$10.50 per month.

2) **Electricity Maximums for Households *With Electrically Heated Hot Water*:** The maximum amounts allowed for utilities, hot water, for lights, cooking and other electric uses *excluding* heat:

<u>Number in Household</u>	<u>Weekly</u>	<u>Monthly</u>
1	\$29.63	\$127.00
2	\$34.07	\$146.00
3	\$39.67	\$170.00
4	\$46.32	\$198.50
5	\$55.65	\$238.50
6	\$58.68	\$251.50

NOTE: For each additional person add \$14.50 per month.

NOTE: For electrically heated households, the maximum amount allowed for electrical utilities per month shall be the sum of the appropriate maximum amount under this subsection and the appropriate maximum for heating fuel as provided below.

APPENDIX E - HEATING FUEL

<u>Month</u>	<u>Gallons</u>	<u>Month</u>	<u>Gallons</u>
September	50	January	225
October	100	February	225
November	200	March	125
December	200	April	125
		May	50

FOR MUNICIPAL USE ONLY

NOTE: When the dwelling unit is heated electrically, the maximum amount allowed for heating purposes will be calculated by multiplying the number of gallons of fuel allowed for that month by the current price per gallon. When fuels such as wood, coal and/or natural gas are used for heating purposes, they will be budgeted at actual rates, if they are reasonable. No eligible applicant shall be considered to need more than 7 tons of coal per year, 8 cords of wood per year, 126,000 cubic feet of natural gas per year, or 1000 gallons of propane.

APPENDIX F - PERSONAL CARE & HOUSEHOLD SUPPLIES

<u>Number in Household</u>	<u>Weekly Amount</u>	<u>Monthly Amount</u>
1-2	\$10.50	\$45.00
3-4	\$11.60	\$50.00
5-6	\$12.80	\$55.00
7-8	\$14.00	\$60.00

NOTE: For each additional person add \$1.25 per week or \$5.00 per month.

SUPPLEMENT FOR HOUSEHOLDS WITH CHILDREN UNDER 5

When an applicant can verify expenditures for the following items, a special supplement will be budgeted as necessary for households with children under 5 years of age for items such as cloth or disposable diapers, laundry powder, oil, shampoo, and ointment up to the following amounts:

<u>Number of Children</u>	<u>Weekly Amount</u>	<u>Monthly Amount</u>
1	\$12.80	\$55.00
2	\$17.40	\$75.00
3	\$23.30	\$100.00
4	\$27.90	\$120.00

FOR MUNICIPAL USE ONLY

Ag. Comm. Fee

2023-2024 GA MAXIMUMS SUMMARY SHEET

Note: The overall maximums found in *Appendices A, B, C, D, E, and F* are effective from **October 1, 2024 to September 30, 2025.**

APPENDIX A - OVERALL MAXIMUMS

<u>County</u>	<u>Persons in Household</u>					
	1	2	3	4	5	6
NOTE: For each additional person add \$75 per month.						
(The applicable figures from Appendix A, <i>once adopted</i> , should be inserted here.)						

APPENDIX B - FOOD MAXIMUMS

<u>Number in Household</u>	<u>Weekly Maximum</u>	<u>Monthly Maximum</u>
1	\$ 67.91	\$ 292.00
2	124.65	536.00
3	178.60	768.00
4	226.74	975.00
5	269.30	1,158.00
6	323.26	1,390.00
7	357.21	1,536.00
8	408.37	1,756.00

NOTE: For each additional person add \$220 per month.

APPENDIX C - HOUSING MAXIMUMS

<u>Number of Bedrooms</u>	<u>Unheated</u>		<u>Heated</u>	
	Weekly	Monthly	Weekly	Monthly
0				
1				
2				
3				
4				

(The applicable figures from Appendix C, *once adopted*, should be inserted here.)

FOR MUNICIPAL USE ONLY


[For use when adopting **updated appendices only** without amending the body of an existing GA ordinance]

MUNICIPALITY OF Durham
GENERAL ASSISTANCE ORDINANCE

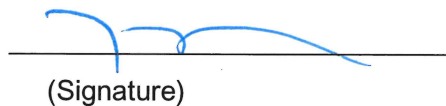
Pursuant to 22 M.R.S. § 4305(1), the municipal officers of the Municipality of Durham, after notice and hearing, hereby amend the municipal General Assistance Ordinance by repealing and replacing appendices A through G of the existing ordinance with the attached appendices A through G, which shall be in effect from October 1, 2024 through September 30, 2025. This amendment will be filed with the Maine Department of Health & Human Services (DHHS) pursuant to 22 M.R.S. § 4305(4), and a copy of the ordinance and amended appendices shall be available for public inspection at the municipal office along with a copy of the 22 M.R.S. chapter 1161.

Signed this 14 day of January, 2025, by the municipal officers:


Joseph Roy
(Print Name)


(Signature)


Jashra Klein-Bolder
(Print Name)


(Signature)

Deborah Oliver
(Print Name)


(Signature)

Heather Roy
(Print Name)


(Signature)

(Print Name)

(Signature)

[Please send a copy of the enactment page only to DHHS, 109 Capitol Street, SHS 11, Augusta, ME 04330-0011]

